



Sapphire Platform. LED Display Re-defined.


The ROE Visual Sapphire is the first Narrow Pixel Pitch (NPP) LED panel platform that combines outstanding visual brilliance with a clever assembly system.

Designed to meet high performance standards while using a small pixel pitch, Sapphire's unique system of intersecting frames allows for maximum creativity and ease-of-assembly.


Seamless assembly through system of intersecting layers, allowing for various creative solutions. Creating a single solid assembly that uses less hardware and applies less force to the individual panels. Keeping to an aspect ratio of 16:9 in all configurations.

The unique concept of separating the frames from the actual LED panels saves valuable production time and offer cost-effective renting. The Sapphire platform can be used in a wide range of indoor applications and hence accommodates both rental and fixed uses.

Conventional LED Wall



ROE Sapphire Platform




Specifications

Sapphire	SP1.5
Pixel Pitch	1.54mm
Max Brightness Calibrated	800nits
Panel Dimension	494.4mm x 278.1mm x 86 mm 19.46" x 10.95" x 3.4"
Panel Resolution (H x V)	320 x 180
Panel Weight	4.5kg (9.9lbs) 33.0kg / m ² (6.7lbs / ft ²)
Power Consumption Max / Average	100W / 50W
BTU Max / Average	341 / 157
Transparency	Solid
Serviceability	Front
Max. Hanging (panels)	32
Max. Stacking (panels)	24
LED Configuration	4 in 1 common cathode
Viewing Angle Horizontal	140°
Viewing Angle Vertical	140°
Scan Ratio	1/20
Refresh Rate	3840Hz
Gray Scale	16bit
Frame Material	Magnesium Alloy
Processing Platform	Helios
Operational Temp / Humidity	-20°-45°C, 10-90%RH -4°-113°F, 10-90%RH
Storage Temp / Humidity	-40°-60°C, 10-90%RH -40°-140°F, 10-90%RH
IP Rating	Indoor
Certifications	CE, ETL, FCC Class A, TÜV
Frame	
Frame 2 x 2 Dimension (W x H x D)	988.8 x 556.2 x 80.7 mm / 38.93" x 21.90" x 3.18"
Frame 2 x 2 Weight	11.2 kg (24.6 lbs) / frame / 20.4 kg/m ² (4.2 lbs / ft ²)
Frame 1 x 2 Dimension (W x H x D)	494.4 x 556.2 x 80.7 mm / 19.46" x 21.90" x 3.18"
Frame 1 x 2 Weight	6.4 kg (14.1 lbs) / frame / 23.3 kg / m ² (4.8 lbs / ft ²)
Combined Panels + Frame	
Weight	52.6 kg / m ² (10.7 lbs / ft ²)

*Notes: The Specifications are for reference, actual values may vary.

1. The max. stacking amount is only valid when the ROE Visual stacking system and complementary accessories are used, sufficient ballast is applied and in an indoor situation. No climbing is allowed.

Dimensions



www.roevisual.com

ROE Visual Co., Ltd. | ROE Visual US, Inc. | ROE Visual Europe BV
 roe@roevisual.com | roe@roevisual.com | roe@roevisual.com








Sapphire

Sapphire Platform Led Display Re-defined

INDOOR LED PANELS

SAPPHIRE LED PANEL. HIGHLY CONFIGURABLE, LASER SHARP (PIXEL PITCH 1.5MM)



-  Saves production time due to separate frames and panels
-  Indoor use
-  Narrow pixel pitch offers outstanding visual brilliance
-  Pixel pitch SP1.5 1.55mm
-  Intersecting frames guarantee safe building



Expanded Creative Design

Saphire's distinctive installation concept, using intersecting frames, supports a wide range of design and installation options, like rectangular, trapezium or other creative shapes, without the need for additional hardware.




High Resolution Platform

Saphire is a high-resolution platform that accommodates multiple resolution types within the same hardware frames. The current Saphire panel has a resolution of 1.5mm with pixel pitch variations of 2.5mm. Future Saphire iterations will focus on pitches between 0.9 and 2.0mm.



Unique Concept

Use of separate frames and panels allows for more efficient use of production time and cost-effective allocation of panels. Frames can be built first and panels added at a later stage, guarding valuable electronics during hardware set-up.



Easy Panel Access

Saphire's integrated ejection motor allows easy panel removal from frames in any position. The modular LED panels are relatively small and lightweight making them easy to handle and store.



Intersecting Frames

Saphire offers seamless assembly through its system of intersecting layers, an improvement over traditional rows and columns, removing vertical break lines creating a single solid assembly that uses less hardware and applies less force to the individual panels.

